

FULLERENE PUZZLE

Fullerenepuzzle Target ages: 8 years old and above

Regular: Assembled size: approx. φ140mm materials: aluminum, PP

Large: Assembled size: approx. φ210mm materials: aluminum, POM

Made in Japan

Contents

Aluminum arm parts: 90 pcs.



Joint parts: 60 pcs



Note: there are some additional parts on the above ones in the bags.

How to joint

You put together the arm parts into the joint parts as drawn:

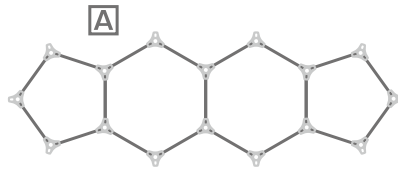


You put the joint parts into the ditches of the arm parts.

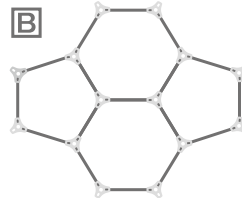


How to assemble:

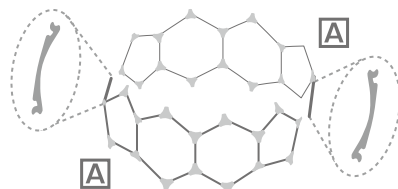
① You make 2 shapes as drawn: **A**.



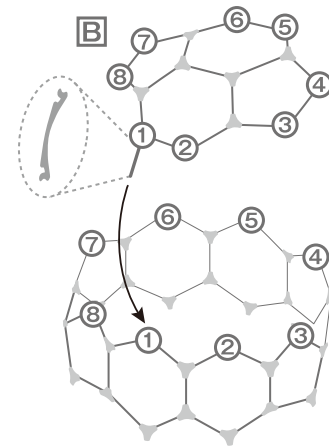
② You make 2 shapes as drawn: **B**.



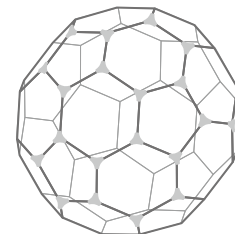
③ You put together 2 shapes of **A**, by 2 additional arm shapes as drawn:



④ After making the one ring by ③, then, joint shape **B** by additional arm parts one by one.



⑤ You finish assembling.



NOTICES for the users and their protectors Please read carefully.

- In case small kids use the products, please supervise them all the time. • Please take care of yourselves, by mistaken uses.
- When you keep the products, please place them on an upper location not to reach them by small kids.
- Please pay attention that you do not swallow small parts by mistake.
- Please keep the products off from fire.